




www.ideeapuntocroce.it

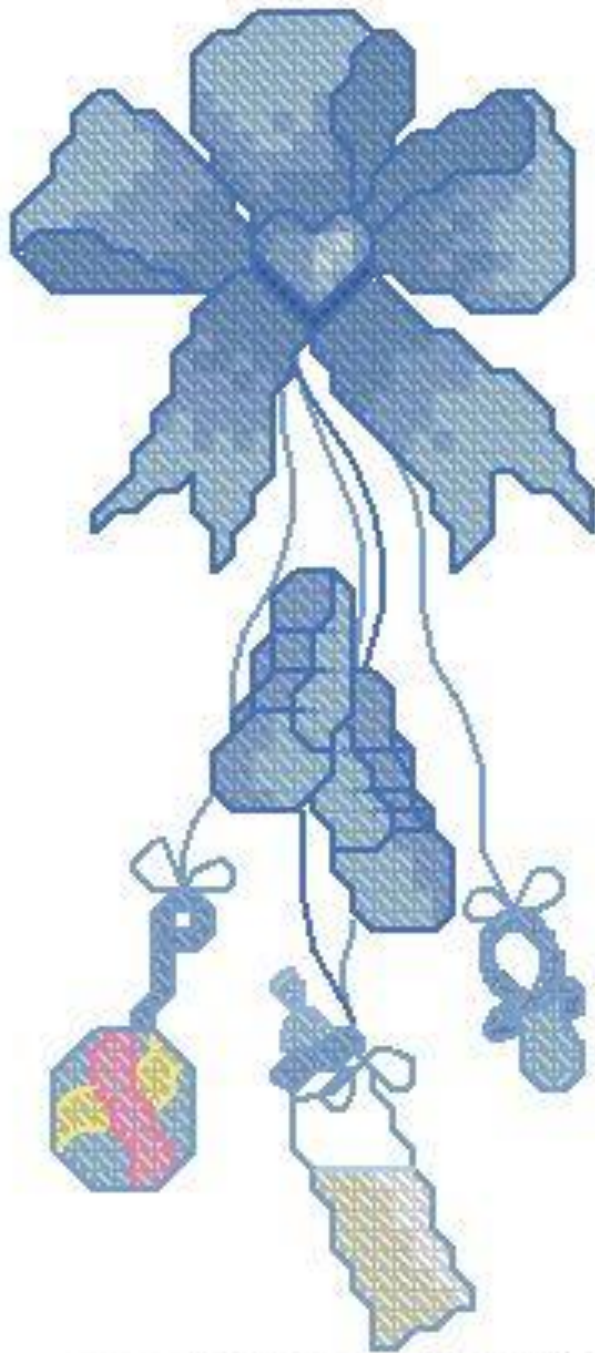


Full, Half, & Quarter Stitches


		DMC	Anchor	Color
		800	144	Delft Blue-Pale
		744	301	Yellow-Pale
		605	50	Cranberry-VY LT
		White	2	White
		Ecru	387	Ecru
		745	300	Yellow-LT Pale
		3609	85	Plum-UL LT
		3608	86	Plum-VY LT
		3607	87	Plum-LT

Back Stitches

















		Color
		Delft Blue-Pale
		Cranberry
		Yellow-Pale
		Plum-VY LT
		Plum-LT
		Plum



www.ideepuntocroce.it



Full, Half, & Quarter Stitches

		DMC	Anchor	Color
		799	136	Delft Blue-MD
		809	130	Delft Blue
		800	144	Delft Blue-Pale
		744	301	Yellow-Pale
		605	50	Cranberry-VY LT
		White	2	White
		775	128	Baby Blue-VY LT
		798	131	Delft Blue-DK
		Ecru	387	Ecru
		745	300	Yellow-LT Pale

Back Stitches

		Color
		Delft Blue-MD
		Delft Blue
		Delft Blue-Pale
		Cranberry
		Yellow-Pale
		Delft Blue-DK